



APRIL 24TH - 28TH, 2014 MINNEAPOLIS, MN

**Featuring: Franklin Habit - Carson Demers - Amy Detjen - Takako Ueki
Amy Singer - Andrea Wong - Lucy Neatby - Mary Scott Huff - Yarn Harlot**

FiberFest 2014 is your chance to extend the Yarn Over experience by enjoying a long list of classes, celebrities, and fun. Steven has pulled together an AMAZING line up for 2014 with something for everyone, and surprises around every turn.

StevenBe
BE INSPIRED



CONTENTS

GENERAL INFORMATION

Locations	View information about the StevenBe Studio and the Yarn Garage.	3
Registration	Class Registration Instructions	4
Schedule	Class and Event Schedule for StevenBe Studio and the Yarn Garage	5
Facts	You've Got Questions... We've Got Answers.	17
Sponsors	Our biggest event of the year takes a lot of help from our friends.	18
Accommodations	Rest Up!	19
Local Attractions	Even more fiber fun and inspiration!	19
Dining	Some of our favorite local eats	20

INSTRUCTORS

Carson Demers	Teaching KnitteRx and Ergo Explorers	6
Amy Detjen	Teaching Cable Tips & Tricks, Secrets of the Masters, and Tips, Tricks, and More	6
Franklin Habit	Teaching Photo Your Fiber 2.0 and Shadow Knitting	6
Mary Scott Huff	Teaching Mad Hatters, Elegant Entrelac, and 2 Strings = Not Scary	7
Lucy Neatby	Teaching Taking the Plunge and Self Sufficiency for Knitters	7
Amy Singer	Presenting at the Knitty.com Luncheon Event	7
The Yarn Harlot	Teaching Sock Seminar, Knitting for Speed and Efficiency, and presenting her NEW lecture	8
Andrea Wong	Teaching Portuguese Knitting Basics	8
Takako Ueki	Joining us for a HABU Trunkshow/ Japanese Pattern Luncheon	8

CLASS INFORMATION

Cable Tips and Tricks	Taught by Amy Detjen	9
Secrets of the Masters	Taught by Amy Detjen	9
KnitteRx	Taught by Carson Demers	10
Photo Your Fiber 2.0	Taught by Franklin Habit	10
Mad Hatters	Taught by Mary Scott Huff	11
Tips, Tricks, and More	Taught by Amy Detjen	11
Ergo Explorers	Taught by Carson Demers	12
Elegant Entrelac	Taught by Mary Scott Huff	12
Sock Seminar	Taught by the Yarn Harlot	13
Shadow Knitting	Taught by Franklin Habit	13
Taking the Plunge	Taught by Lucy Neatby	14
2 Strings = Not Scary	Taught by Mary Scott Huff	14
Self Sufficiency for Knitters	Taught by Lucy Neatby	15
Portuguese Knitting Basics	Taught by Andrea Wong	15
Knitting for Speed and Efficiency	Taught by the Yarn Harlot	16

Fiber Fest 2014 is too big to fit in just one of our locations. Each shop offers a unique, best in class shopping and learning experience. We hope you'll take time to enjoy them both, whether it's perfecting your cables in the Victorian coziness of the Yarn Garage or taking on colorwork amongst the urban vibe of the StevenBe Studio in Minneapolis.

*Note: Travel time between our shops is about 25 mins.



STEVENBE STUDIO - MINNEAPOLIS

The StevenBe Studio is your fiber art playground.

Steven Be is a 6,000 square foot studio devoted to fiber arts. The former fire station in South Minneapolis showcases Steven Bergs's personal collection of antiques and objets d'artes from around in the world within a grander and yet more personal milieu. It is the grown up version of The Factory, Andy Warhol's infamous incubator of 70s pop art—without the drugs and alcohol. Instead delightful food, gorgeous design, innovative programming and personalized service will inspire the next wave in needle arts.

LOCATION:

3448 CHICAGO AVE
MINNEAPOLIS, MN 55407
612.259.7525

[VIEW MAP](#)

Parking Information:

Our main entrance is located on the back of the building adjacent to 35th Street. Multiple spaces are available in our lot behind the building.

Street parking is available unmetered on 35th Street, past the alley on the south side, and in all legal places on the north side.



THE YARN GARAGE - ROSEMOUNT

Steven started the Yarn Garage in 2003 as the roving gypsy yarn and fiber art studio.

As you journey south from Minneapolis and cross the Minnesota River, you have the opportunity to experience the old world charm of the Yarn Garage set in the turn of the century Geraghty Building. Complete with original tiled ceilings and decked out in eclectic estate furnishings, the Yarn Garage is a cozy cocoon of fiber in which to lose yourself. Featuring over 1,900 different yarns (not including colorways) you are bound to find exactly what you need. Included in this treasure hunt of fiber are all the tools, findings, and trimmings that you could ever imagine.

LOCATION:

2980 W 145TH ST
ROSEMOUNT, MN 55068
651.423.2590

[VIEW MAP](#)

Parking Information:

Our main entrance is located on 145th Street.

Limited parking is available in our lot. Additional unmetered street parking is available.

REGISTRATION IS SIMPLE

Check out the schedule page for an overview of who and what will be featured at our HUGE event.

Morning classes run from 10:00am to 1:00 pm, and afternoon classes run from 2:00pm to 5:00 pm, unless noted otherwise. If selecting classes at both locations, please allow about 25 minutes of travel between StevenBe and the Yarn Garage.

Click the REGISTER button.

You will be redirected to an overview page for the selected class. Click “Register Now.” Please fill out the registration form completely. (Member Discounts available at registration).

Check out and pay to secure your registration.

PayPal is the quickest and easiest way to pay online! YOU DO NOT NEED A PAYPAL ACCOUNT to checkout and pay online with this option. ALL MAJOR CREDIT CARDS ARE ACCEPTED THROUGH PAYPAL.

CLASS & EVENT SCHEDULE

	THUR 4/24	FRI 4/25	SAT 4/26	SUN 4/27	MON 4/28
MORNING	<p>Amy Detjen Cable Tips and Tricks</p>	<p>Carson Demers KnitteRx</p> <p>Franklin Habit Photo Your Fiber 2.0</p> <p>Mary Scott Huff Mad Hatters</p> <p>Amy Detjen Tips, Tricks, and More YARN GARAGE</p>	YARN OVER	<p>Yarn Harlot Sock Seminar</p> <p>Franklin Habit Shadow Knitting</p> <p>Lucy Neatby Taking the Plunge</p> <p>Mary Scott Huff 2 Strings = Not Scary YARN GARAGE</p>	<p>Yarn Harlot Knitting for Speed and Efficiency</p>
AFTERNOON	<p>Takako Ukei HABU Trunkshow Luncheon Event 1:30pm - 3:00pm</p> <p>Amy Detjen Secrets of the Masters SOLD OUT</p>	<p>Amy Singer Knitty.com Luncheon Event 1:00pm - 3:00pm</p> <p>Carson Demers Ergo Explorers</p> <p>Mary Scott Huff Elegant Entrelac</p>		<p>Lucy Neatby Self Sufficiency for Knitters</p> <p>Andrea Wong Portuguese Knitting Basics</p> <p>Yarn Harlot New Lecture Event @ 6:00pm</p>	

Classes are held at two locations, **STEVENBE** & **YARN GARAGE**

All morning classes run from 10am - 1pm (unless noted)

All afternoon classes run from 2pm - 5pm (unless noted)



CARSON DEMERS

Carson is teaching: KnitteRx and Ergo Explorers.

By day, Carson is a physical therapist who runs an ergonomics program for a San Francisco Bay Area medical center. Every other moment, he's knitting, spinning designing, teaching, or otherwise up to some fiber fun with a watchful eye toward ergonomics. His passion and experience in fiber arts combine with his expertise in physical therapy and ergonomics to create a unique skill set that he eagerly shares with the fiber community to keep us all creating healthfully ever after.



AMY DETJEN

Amy is teaching: Cable Tips & Tricks, Secrets of the Masters, and Tips, Tricks, & More.

Amy was the “List Mom” of the original Knit List for over four years before she started KnitU. She's very proud that she's been Meg Swansen's assistant at her Knitting Camp for 20 years. Teaching knitting and helping people learn about the wide range of knitting possibilities is something Amy is passionate about and she loves solving those stubborn knitting problems!



FRANKLIN HABIT

Franklin is teaching: Photo Your Fiber 2.0 and Shadow Knitting.

Designer, teacher, author, and illustrator Franklin Habit is the author of *It Itches: A Stash of Knitting Cartoons* (Interweave Press, 2008—now in its third printing) and the proprietor of *The Panopticon* (the-panopticon.blogspot.com), one of the most popular knitting blogs on the Internet. Franklin's varied experience in the fiber world includes contributions to *Vogue Knitting*, *Yarn Market News*, *Interweave Knits*, *Interweave Crochet*, *PieceWork*, *Cast On: A Podcast for Knitters*, *Twist Collective*; and regular columns for both *Knitty.com* and *Lion Brand Yarns*.



MARY SCOTT HUFF

Mary is teaching: Mad Hatters, Elegant Entrelac, and 2 Strings = Not Scary.

A native of the Pacific Northwest, Mary Scott Huff is delighted to be making her second appearance at Fiber Fest! Mary is the author of *The New Stranded Colorwork*, and *Teach Yourself Visually Color Knitting*. In addition to teaching all over the USA, Mary designs knitting patterns for yarn companies, books, magazines, and for independent publication.



LUCY NEATBY

Lucy is teaching: Taking the Plunge and Self Sufficiency for Knitters.

Lucy Neatby is a passionate knitter and designer, fascinated by colour and technique. Her knitting patterns, books and technique tutorial videos are used and loved by knitters around the world. She also shares her expertise in the art of hand-knitting by giving live workshops around North America.



AMY SINGER

Amy will be presenting at the Knitty.com Luncheon Event.

Amy R Singer is the editor of the online knitting magazine *Knitty.com* which has had more than 139 million site visits since its launch in 2002 eleven years ago. Most people who learn she's a knitter, knitting teacher and knitting magazine editor who is allergic to wool think it's hysterical. Ha. Never mind. She's perfectly happy knitting with cotton and silk and lots of other stuff.



THE YARN HARLOT

The Yarn Harlot is teaching: Sock Seminar, Knitting for Efficiency & Speed, and will be presenting her brand new lecture.

Stephanie Pearl-McPhee (better known as the Yarn Harlot) is a prolific knitter, writer and blogger known for her humorous but always insightful anecdotes and stories about knitting triumphs and tragedies.



ANDREA WONG

Andrea is teaching: Portuguese Knitting Basics.

Andrea grew up in South America and knits Portuguese Style since she was seven years old. Taught by her mother, this was the only style she knew until she came to the USA in 1991. Since then she has been knitting avidly, designing and teaching. For the last nine years she has taught in the US and abroad how to knit with the yarn tensioned around a knitting pin on their shoulder or around their neck among other classes.



TAKAKO UEKI

Takako will join us for a HABU Trunkshow/ Japanese Pattern Luncheon.

Ever since I begun weaving, I have been in love with the textiles from Okinawa. When I founded this business in 1999, I needed a name, which is easy to remember & pronounce. Our name, "Habu" comes from a name of a snake, which is unique to Okinawa. In original characters, "ha" means "wave" and "bu" means "fabric" It is named so because when it moves, it moves like a fabric.



CABLE TIPS & TRICKS

Cable maneuvers are not difficult, but sometimes you need to keep your wits about you.

Even experienced cable knitters can use these tips for keeping track of cables, determining what row is next, turning a cable without a cable needle, and repairing mis-twisted cables.

Prerequisite knowledge:

Cast on (any)

Knit and purl, and be able to tell which is which when looking at your work

Bind off

Materials:

One ball of light colored yarn in a DK or Worsted, Trendsetter Merino Sei or Otto or similar recommended.

Needles (straight or circular) in US 6, 7, or 8 appropriate for chosen yarn, recommend a pointed tip such as Addi Rockets

Cable needle

Homework:

None

INSTRUCTOR:

AMY DETJEN

LOCATION:

STEVENBE

DATE & TIME:

THURS, APRIL 24TH
10:30AM - 1:30PM

PRICE:

\$68.00

[REGISTER](#)[BACK TO SCHEDULE](#)

SECRETS OF THE MASTERS

Amy takes you along on the journey that inspires her stitches and guides her process.

Learn the secrets she has acquired from her time with the Masters, including Meg Swanson. Whether you knit sweaters, socks, accessories, or toys, these secrets will take you closer to your goals with a lot of fun along the way.

Materials:

2 skeins in contrasting colors of Rowan Pure Wool Worsted

US 7 or 8, 24" or 32" blunt tip circular needle. We recommend Addi Turbos

Homework:

None

INSTRUCTOR:

AMY DETJEN

LOCATION:

STEVENBE

DATE & TIME:

THURS, APRIL 24TH
2:00PM - 5:00PM

SOLD OUT

[BACK TO SCHEDULE](#)



KNITTERX

Knitting is not a “no pain, no gain” activity.

Yet many of us take better care of our favorite stash fiber than we do the fibers that allow us to knit—our bodies. Tired muscles, sore joints, and aching backs and necks needlessly plague too many knitters. This class will teach you fun ways of “fiber care” for the most important project you make—YOU! Don’t let the preventable keep you from doing what you love. Knit on, safely and comfortably!

Students will be working on StevenBe’s newest Spring creation, the “Springtime in Manhattan Cowl” as Carson guides your ergonomics. NEW Pattern is included with your class.

Prerequisite knowledge:

This class is suitable for all levels.

Materials:

2 to 3 skeins of Quince & Co. Sparrow (100% linen) for a colorful creation
US 6 or 7, 32” circular. We recommend the expert tip and ergonomics of Square or Cubic needles.
Students are asked to bring materials to take notes if they wish to do so.

Homework:

None

[BACK TO SCHEDULE](#)

INSTRUCTOR:
CARSON DEMERS

LOCATION:
STEVENBE

DATE & TIME:
FRIDAY, APRIL 25TH
10:00AM - 1:00PM

PRICE:
\$68.00

[REGISTER](#)


PHOTO YOUR FIBER 2.0

No prior knowledge of photography necessary!

Bring your own camera and a project or two, and learn the basics of lighting, depth of field, styling and common fiber photography problems like capturing true color, capturing stitch definition and photographing lace. We will also learn how to make a light box at home, cheap! The emphasis will be getting the best possible shots using your camera.

Prerequisite knowledge:

This class is suitable for all levels.

Materials:

Camera
A project or two to photograph

Homework:

None

[BACK TO SCHEDULE](#)

INSTRUCTOR:
FRANKLIN HABIT

LOCATION:
STEVENBE

DATE & TIME:
FRIDAY, APRIL 25TH
10:00AM - 1:00PM

PRICE:
\$68.00

[REGISTER](#)



MAD HATTERS

Designing with charted motifs with hats as the canvas.

Students design their own motif, add borders, choose edgings, shillouettes and top treatments. Your very own hat, just the way you want it!

Materials:

3-5 colors of your favorite smooth (non-novelty) DK weight yarn, we recommend Sublime Cash-merino DK, Plymouth Select DK, or Swan's Island

Circular and /or DPN in sizes to achieve gauge of 7.5 sts/in, plus additional set 1 size smaller "Queen Of Hearts" mitten pattern (provided free when class meets)

Determine gauge by swatching.

Measure the head you intend to cover.

Homework:

None

INSTRUCTOR:
MARY SCOTT HUFF

LOCATION:
STEVENBE

DATE & TIME:
FRIDAY, APRIL 25TH
10:00AM - 1:00PM

PRICE:
\$68.00

[REGISTER](#)

[BACK TO SCHEDULE](#)



TIPS, TRICKS, AND MORE

Every knitter has a favorite Cast On. You may never need to know another, but what if you do? This class covers the benefits and features of Long-Tail (and some variations), Provisional, and Knitted-On Cast-Ons.

Prerequisite knowledge:

Beyond Beginner

Materials:

One ball of yarn

Needles (straight or circular) in size appropriate for your yarn

Crochet hook (D, E, or F).

You may also want some string tags to label your swatches so you know which cast-on was used for each swatch (optional).

Homework:

None

INSTRUCTOR:
AMY DETJEN

LOCATION:
THE YARN GARAGE

DATE & TIME:
FRIDAY, APRIL 25TH
10:00AM - 1:00PM

PRICE:
\$68.00

[REGISTER](#)

[BACK TO SCHEDULE](#)



ERGO EXPLORERS

Enjoy a tour of the Powderhorn Neighborhood and local art stops with Carson as your guide to the Walk 'n' Knit lifestyle.

Get out of that chair and knit Mama Christa's easy socks or her newest fingering weight cowl while you get a little exercise. This is a great group workshop that will kick your knitting into high gear with great tips and tricks from Carson.

Prerequisite knowledge:

This class is suitable for all levels.

Materials:

Skein of Exclusive Fiber Fest or Mama Christa sock yarn

US needle sized for pattern you choose with class.

Students are asked to wear comfortable walking shoes and plan for the day's weather.

Homework:

None

INSTRUCTOR:

CARSON DEMERS

LOCATION:

STEVENBE

DATE & TIME:

FRIDAY, APRIL 25TH
3:00PM - 5:00PM

PRICE:

\$48.00

[REGISTER](#)
[BACK TO SCHEDULE](#)


ELEGANT ENTRELAC

Understand the basics of entrelac, both flat and in the round.

Students Work entrelac for mitten cuffs and/or matching hat.

Materials:

Follow this link and download the free pattern of the Kaleidoscope Tam:

<http://www.dummies.com/how-to/content/how-to-knit-an-entrelac-tam.seriesId-352860.html>

Yarn: Approximately 200 yards each of at least 2 color worsted-weight yarn. Long repeat self-striping yarns such as NORO or Freia Worsted work beautifully for this project.

Needles: Size US# 5 (3.75mm) and 6(4mm) circular needles, or sizes to achieve gauge stated in the pattern

Stitch markers, tapestry needle, note-taking supplies

Homework:

Work lower band in corrugated rib (or pattern of your choice) according to pattern instructions, stopping before 1st course of foundation triangles.

INSTRUCTOR:

MARY SCOTT HUFF

LOCATION:

STEVENBE

DATE & TIME:

FRIDAY, APRIL 25TH
2:00PM - 5:00PM

PRICE:

\$68.00

[REGISTER](#)
[BACK TO SCHEDULE](#)



SOCK SEMINAR

Join the Yarn Harlot as she leads you through the exploration of sock construction.

This class is designed to leave the student with a really complete understanding of the construction of socks and (usually) the ability to knit a sock without a pattern. A class that you will apply over and over again in your sock knitting.

Prerequisite knowledge:

Intermediate, comfortable working in the round.

Materials:

Sock yarn
Needles to match

Homework:


None

INSTRUCTOR:
THE YARN HARLOT

LOCATION:
STEVENBE

DATE & TIME:
SUNDAY, APRIL 27TH
10:00AM - 1:00PM

PRICE:
\$78.00

[REGISTER](#)
[BACK TO SCHEDULE](#)


NOW YOU SEE IT, NOW YOU DON'T: SHADOW KNITTING

Color and texture meet and mingle with startling results in the subtle, intriguing fabrics created by shadow (also called "illusion") knitting.

Stripes, garter stitch, and stockinette combine to create patterns that appear or vanish depending upon the angle of view—perfect for hiding secret messages in your work. We will not only learn the technique (including simple chart reading), but will also investigate methods for designing shadow patterns, and play with creating our own charts for custom projects.

Materials:

Yarns: Two balls of smooth (non-fuzzy), worsted-weight yarn (for example: Spud & Chloe Sweater, Rowan Pure Wool Worsted or similar) in highly contrasting solid colorways. (Patterns will show up best in yarns with a round profile—look for yarns with 3 or more plies.) [Note to shops: if the above suggested brands are not in your line, please substitute equivalents that you do carry.]

Needles: 1 circular needle, 24 inches, in a size appropriate to give a comfortable, firm gauge (such as would be appropriate for a warm scarf or hat) in the yarns selected.

Notions: Notebook, pencils (not pens) and erasers for sketching and charting. Two or more 8.5x11 sheets of graph paper ruled in squares at 4 squares/inch.

Notions

3-4 yards smooth, contrasting scrap yarn (for provisional cast-on, see Pattern Notes)

Scissors

Yarn needle

INSTRUCTOR:
FRANKLIN HABIT

LOCATION:
STEVENBE

DATE & TIME:
SUNDAY, APRIL 27TH
10:00AM - 1:00PM

PRICE:
\$68.00

[REGISTER](#)
[BACK TO SCHEDULE](#)



TAKING THE PLUNGE

Launching Into Your Own Designs

Let your knitting fill your needs. Working from your intended yarn and / or ideas we will develop a game plan for your design. Exploit all the advantages of designing your own knitting. How to define your 'canvas' and make every stitch count. Develop strategies for handling the intimidating blank piece of paper. Set limits and use the defined parameters to spark off new ideas. Sensitize yourself to design sources and let the yarns speak to you. The importance of swatches and playtime. Creating a yarn palette from your stash.

Materials:

Soft-leaded pencil, eraser, colored pencils (optional), ruler, a few sheets of paper - plain and squared, needles of appropriate sizes for your yarn, and usual knitting paraphernalia. Please bring small quantities of yarns that you may have in mind, pictures that please you, or any other material, object, or a book that fascinates you.

Homework:

None

INSTRUCTOR:

LUCY NEATBY

LOCATION:

STEVENBE

DATE & TIME:

SUNDAY, APRIL 27TH
10:00AM - 1:00PM

PRICE:

\$68.00

[REGISTER](#)
[BACK TO SCHEDULE](#)


2 STRINGS = NOT SCARY

An Introduction to Stranded Colorwork Knitting

Join colorwork expert Mary Scott Huff for an engaging introduction to stranded colorwork knitting. Includes free pattern for either hat OR socks.

We will learn the basic moves for handling two strands at the same time and what is special about the construction of stranded colorwork. We will practice stranding by swatching in class then begin this stranded colorwork hat pattern. No stranded knitting experience is necessary!

Materials:

Please bring 3-5 contrasting colors of DK weight yarn and 16" (40 cm) circular needle to match, plus a set of DPNs in the same size. Aim for a gauge in the neighborhood of 6 sts/in on size 4 (3.5mm) needles. Gauge is approximate because stranding will change it as we work.

Homework:

Determine a rough starting gauge by knitting a single-color stockinette swatch. Using a needle 1 size smaller than the one used for your gauge swatch, CO 128 sts and join for knitting in rounds. Work 2 rounds in k1 p1 rib (or edging of your choice).

INSTRUCTOR:

MARY SCOTT HUFF

LOCATION:

THE YARN GARAGE

DATE & TIME:

SUNDAY, APRIL 27TH
10:00AM - 1:00PM

PRICE:

\$68.00

[REGISTER](#)
[BACK TO SCHEDULE](#)



SELF SUFFICIENCY FOR KNITTERS

This class is designed for both newer and seasoned knitters who would like to learn to read and understand their knitted fabric. With these skills, row counters and paper records become aids rather than lifelines! We will look at the following: the structure of a knit fabric both Stocking stitch and Garter and what makes for a contented stitch. The Long Tail/Continental cast on method and how to make it do your bidding. Decreases and how to recognise them, increases and their differences. Dropping stitches and staging rescues. How to mark your position and count rows.

INSTRUCTOR:

LUCY NEATBY

LOCATION:

STEVENBE

DATE & TIME:

SUNDAY, APRIL 27TH
2:00PM - 5:00PM

PRICE:

\$68.00

[REGISTER](#)

Materials:

One ball of fairly thick (chunky) weight yarn (to give a gauge of 3 - 4sts per inch in St st), please choose a smooth yarn in a solid (not marled) light colour and be prepared to swap a few metres with your neighbour as a contrasting colour.

One pair size 6mm / US #10 needles (or a circular needle), usual knitting paraphernalia—including a crochet hook, ruler, a few sheets of paper - plain and squared, and colored pencils (optional). Please bring small quantities of yarns that you may have in mind, pictures that please you, or any other material, object, or a book that fascinates you.

Relevant DVD titles: Knitting Essentials 1 and 2, Gems 2

Homework:

None

[BACK TO SCHEDULE](#)


PORTUGUESE KNITTING BASICS

During this workshop, knitters will have the opportunity to learn about the history and practice the style of knitting which is in Greece, Portugal, Egypt, and Turkey.

The main characteristic is that the yarn is either wrapped behind the neck or looped through a pin attached to the shoulder in order to maintain a constant tension. Students will learn the knit stitch, the purl stitch, increases, decreases, cast on and bind off. A project will be given to practice all the techniques described in class for a complete understanding.

Optional Material Fee: \$5.00 for knitting pin.

INSTRUCTOR:

ANDREA WONG

LOCATION:

STEVENBE

DATE & TIME:

SUNDAY, APRIL 27TH
2:00PM - 5:00PM

PRICE:

\$68.00

[REGISTER](#)

Prerequisite knowledge:

This class is suitable for all levels.

Materials:

Worsted-weight yarn in 2 contrasting colors, we recommend Rowan Pure Wool Worsted, Merino Otto, or Plymouth Select

Circular or straight needles, size 4 or 4.5mm (US 6 or 7)

Sharp scissors, notebook, pen or pencil with an eraser, stitch markers, blunt tapestry needles (large and small), flexible tape measure, small calculator, and needles & crochet hooks of various sizes.

Homework:

None

[BACK TO SCHEDULE](#)



KNITTING FOR SPEED & EFFICIENCY

Here's your chance to learn Stephanie's perspective and secrets on knitting with speed.

Want to knit faster? How about smarter or more efficiently? This class examines the various techniques, attitudes, and history of the most productive knitters, and is designed not necessarily to change how you knit (unless you want to) but to help you become the most efficient knitter you can be on your own terms.

INSTRUCTOR:
THE YARN HARLOT

LOCATION:
STEVENAGE

DATE & TIME:
MONDAY, APRIL 28TH
10:00AM - 1:00PM

PRICE:
\$78.00

[REGISTER](#)

Prerequisite knowledge:
All knitters welcome

Materials:
Worsted weight yarn
Favourite needles (dpns, circulars or straights) in a size to match your yarn
AND 14" straight needles

Homework:
None

[BACK TO SCHEDULE](#)

YOU'VE GOT QUESTIONS... WE'VE GOT ANSWERS.

What is Fiber Fest?

Fiber Fest is a wild long weekend of classes and events put on by StevenBe and the Yarn Garage surrounding the Minnesota Knitters Guild's Yarnover event. 2014's Fiber Fest lasts from April 24-28 and features rockstar teachers like Stephanie Pearl-McPhee (otherwise known as the Yarn Harlot), Amy Detjen, Franklin Habit, Carson Demers, and many more. Those participants who signed up for packages will receive fabulous swag bags from some of our favorite vendors along with complimentary entry to our opening ceremony.

Where is Fiber Fest Held?

Classes, luncheons, and events will be held both at StevenBe in Minneapolis as well as Yarn Garage in Rosemount.

When can I sign up for classes?

Package registration has closed for 2014 but individual class registration will be open on March 6th. We recommend that you get your registration in early--classes do fill quickly.

How will I know if I have homework or what my class supplies are?

If you registered for a package, you'll receive an email with a link to download your class details. For individual class registrants, the class details are listed on the class registration page as well as available in downloadable documents available on the Fiber Fest website.

SPONSORS

[BACK TO CONTENTS](#)

Our biggest event of the year takes a lot of help from our friends. A big StevenBe thanks goes out to these amazing sponsors.



MADELINETOSH



Annie Modesitt Dot Com





Yarn Pop®
by Top Shelf Totes

Unique, Contemporary & Bold.

Storage solutions for today's on-the-go knitter and crocheter.

Made in U.S.A.



KnittingFever
America's premier distributor of fine handknitting yarns



Welcome to the Twin Cities. We like to think we are the yarn capital of the country, and that might not be too far from the truth. The Minneapolis/St. Paul area boasts over 18 yarn shops and other locally owned destinations for artists and crafters. Whether you are visiting from the other side of the metro or from across the country, we hope you will enjoy more of what the area has to offer.

AREA ACCOMODATIONS



SHERATON MIDTOWN

2901 Chicago Avenue South - Minneapolis, MN (0.7 mi. from StevenBe)

Sheraton Minneapolis Midtown is a few steps away from the Midtown Global Market, and also offers immediate access to get to StevenBe, The Minneapolis Convention Center, Orchestra Hall, and more via bus or shuttle.



W MINNEAPOLIS - FOSHAY

821 Marquette Avenue - Minneapolis, MN (2.8 mi. from StevenBe)

Situated in the heart of downtown Minneapolis, the iconic W Minneapolis Hotel - The Foshay is close to Minnesota Orchestra Hall, Target Center, and Hubert H. Humphrey Metrodome. Enjoy award-winning dining options at Manny's Steakhouse, sip on a 1920's inspired cocktail in Wilbur Foshay's former boardroom, Prohibition, or take in the 360 degree view from the top of the observation deck on the 30th floor.

LOCAL ATTRACTIONS



TEXTILE CENTER

3000 University Ave SE - Minneapolis MN (5.8 mi. from StevenBe)

Textile Center is free and open to the public. Situated near the confluence of the twin cities of Minneapolis and St. Paul, Textile Center is located in the Prospect Park neighborhood across the street from the Prospect Park Station of the METRO Green Line light rail (running in 2014).



MINNEAPOLIS INSTITUTE OF ART

2400 Third Avenue South - Minneapolis, MN (1.7 mi. from StevenBe)

See where Steven's inspiration got its start.

The Minneapolis Institute of Arts (MIA) inspires wonder, spurs creativity, and nourishes the imagination. With extraordinary exhibitions and one of the finest wide-ranging art collections in the country—Rembrandt to van Gogh, Monet to Matisse, Asian to African—the MIA links the past to the present, enables global conversations, and offers an exceptional setting for inspiration.

DINING

**TURTLE BREAD COMPANY**


4762 Chicago Avenue South - Minneapolis, MN (1.6 mi. from StevenBe)

Our beautiful South Minneapolis location offers an expansive seating area from which – at the right time – you can view our bakers concocting the fresh bread and pastries offered daily at each of our three locations. In addition to our baked goods, you'll find full-service breakfast and lunch menus, fresh soup selections and gourmet grocery selections to enjoy at home.

**MAY DAY CAFE**

3440 Bloomington Ave - Minneapolis, MN (0.5 mi. from StevenBe)

May Day Café is a quirky neighborhood café in south Minneapolis that attracts mostly locals from the area. On any given day, you will find students doing homework, families with kids taking a break, couples lounging, and teachers checking homework in the 20 or so seats this small café has. The staff behind the counter is friendly and this place definitely feels like home. They are known to serve some of the best organic and fair-trade coffee in town.

**ANODYNE COFFEEHOUSE**

4301 Nicollet Ave S - Minneapolis, MN (1.8 mi. from StevenBe)

Tucked into the lively Minneapolis Kingfield neighborhood, Anodyne Coffeehouse is about bringing community to the table. That means you, with a warm mug nestled in one hand, your knitting or newspaper in the other.

**MORNING GLORY'S BAKERY CAFE**

14590 So. Robert Tr. (HWY 3) - Rosemount, MN (Across the Street from Yarn Garage)

All of our items are made with the finest ingredients available. There is no skimping on quality, you can taste the difference! Let your taste buds do the talking for us.